



## 2026 SEASON KNITTING GROUP



# • *Minimalist -/ Elegance* •



A timeless journey through fashion that speaks with simplicity.



*Clean*

*Lines.*

The beauty of structure and balance in every outfit.





Unique design details..

*Neutral • Colours*



Pieces designed to last, not  
just for the moment.

*everyday comfortable*





## *Simplicity*

Minimal doesn't mean boring. It's confidence in clarity.



• *Sewing Art* •

Delicate stitches that create depth without being excessive.

# SCREEN PRINTING

— TIMELESS QUALITY. BOLD BY NATURE. —



## RICH & VIBRANT INK

Opaque colors with excellent coverage.



## BUILT TO LAST

Highly durable print that won't crack or fade easily.



## NATURAL FEEL

The ink sits on the fabric for a classic texture.



**OPAQUE COLORS**  
Bright, solid colors on any fabric.



**DURABLE PRINT**  
Long lasting and wash resistant.



**IDEAL FOR BULK**  
Cost effective for large quantities.



**VERSATILE**  
Perfect for simple designs and bold graphics.

## WHAT IS SCREEN PRINTING?

Screen printing is a traditional printing technique where ink is pushed through a fine mesh screen onto the fabric. It's known for its durability, vibrant colors, and timeless look.

## HOW IT WORKS



- 1 ARTWORK SEPARATION**  
The design is separated into individual colors. Each color requires its own screen.



- 2 SCREEN PREPARATION**  
The screen is coated with emulsion, exposed to light, and washed to create a stencil of the design.



- 3 INK APPLICATION**  
Ink is placed on the screen and pushed through the stencil onto the fabric using a squeegee.



- 4 CURING**  
The printed garment is cured using heat to lock the ink and ensure maximum durability.



- 5 FINISHED PRODUCT**  
A bold, durable print with a classic look and feel that lasts.



**BOLD & VIBRANT**  
Crisp, solid colors that stand out.



**EXTREMELY DURABLE**  
Resistant to cracking and fading.



**GREAT COVERAGE**  
Works on light and dark fabrics.



**COST EFFECTIVE**  
Perfect for simple designs and large orders.

# DIGITAL PRINTING

LIMITLESS COLORS. UNMATCHED DETAIL.



## HIGH RESOLUTION

Captures every detail with sharpness and clarity.



## VIBRANT & TRUE TO LIFE

Unlimited colors with smooth gradients and perfect results.



## SOFT & COMFORTABLE

The ink is absorbed into the fabric for a soft hand feel.



### UNLIMITED COLORS

No color limits. Print any design you can imagine.



### PHOTOREALISTIC

Perfect for photo realistic images, gradients and fine details.



### FAST PRODUCTION

Quick turnaround time for small and large orders.



### ECO FRIENDLY

Water-based inks that are safe for you and the environment.

## WHAT IS DIGITAL PRINTING?

Digital printing (DTG - Direct to Garment) is a modern printing technique where the design is printed directly onto the fabric using specialized inkjet technology. It delivers incredible detail, vibrant colors and a soft feel that lasts.

## HOW IT WORKS




### 1 DESIGN PREPARATION

The design is created digitally in high resolution using graphic software.



### 2 DIRECT TO GARMENT PRINT

The design is printed directly onto the fabric using advanced inkjet technology.



### 3 INK ABSORPTION

The water-based inks are absorbed into the fibers of the fabric, resulting in vibrant colors and a soft feel.



### 4 CURING PROCESS

The printed garment is heat treated to set the ink, ensuring longevity and wash durability.



### 5 FINISHED PRODUCT

The final product features stunning detail, vibrant colors and a soft, comfortable feel that lasts over time.



**SOFT HAND FEEL**  
Feels natural on skin with no heavy ink.



**WASH DURABLE**  
Resistant to washing and maintains color over time.



**IDEAL FOR COMPLEX DESIGNS**  
Perfect for intricate artwork, photographs and multi-color designs.



**NO SETUP FEES**  
No screens or plates needed. Cost effective for any quantity.

# DTF PRINT

High detail. Vibrant colors. Built to last.



## SOFT HAND FEEL

Prints feel light and comfortable on skin.



## VIBRANT COLORS

High resolution prints with rich and vivid colors.



## DURABLE & FLEXIBLE

Won't crack or peel. Made to move with you.



**FULL COLOR**  
No limits in design & color.



**SOFT TOUCH**  
Lightweight print with a natural feel.



**WASH RESISTANT**  
Long lasting quality wash after wash.



**FAST PRODUCTION**  
Efficient process, quick turnaround.

# WHAT IS DTF PRINTING?

DTF (Direct to Film) printing is a modern transfer printing technique that allows high resolution designs to be printed onto a special film and then transferred to fabric using heat and pressure.

## HOW IT WORKS



### 1 DESIGN & PRINT

The design is created digitally and printed in reverse onto a special DTF film using DTF inks.



### 2 POWDER APPLICATION

A hot melt adhesive powder is applied to the printed film and evenly coated over the ink.




### 3 CURING

The film is cured to melt the adhesive powder and bind it to the ink.



### 4 TRANSFER

The cured film is placed onto the garment and heat pressed to transfer the design.



### 5 HEAT PRESS

Heat and pressure are applied to ensure the design adheres perfectly to the fabric.



### 6 FINISHED

The film is peeled off and the print is ready! Soft, durable and made to last.



**PHOTO QUALITY**  
Ultra fine details and gradients.



**FLEXIBLE**  
Stretches with the fabric, not on top.



**LONG LASTING**  
Resistant to cracking, fading and peeling.

# EMBOSSED PRINTING


## RAISED PRINT (3D EFFECT)

Embossed printing creates a raised design by pressing the fabric with heat and pressure, giving a 3D effect without using any ink. The texture is part of the fabric itself.




### RAISED 3D EFFECT

The design is embossed directly into the fabric using heat and pressure, creating a natural raised look.



### PREMIUM TEXTURE

No ink is used – the fabric itself is shaped to achieve a high-quality, long-lasting 3D effect.



### DURABLE & LONG LASTING

The embossed effect will not crack, peel or fade. It becomes part of the garment for maximum durability.



#### NO INK

Created without ink for a clean, natural and premium feel.



#### LONG LASTING

Resistant to washing and daily wear. The effect stays permanent.



#### SUBTLE & ELEGANT

A minimal and sophisticated look that adds value to your brand.



#### ALL FABRICS

Works on cotton, polyester, fleece and many other fabrics.

## HOW EMBOSSSED PRINTING WORKS



### 1 DESIGN & PLATE MAKING

The design is prepared and an embossing plate/mold is created with the desired pattern.



### 2 HEAT & PRESSURE

The plate is placed on the fabric and heat with high pressure is applied for a specific time.



### 3 FABRIC REACTION

The heat and pressure shape the fabric fibers, pushing them upward to create the raised 3D effect.



### 4 COOLING & SETTING

The fabric is cooled down to set the structure and lock in the embossed shape.



### 5 FINISHED PRODUCT

A clean, premium and durable raised effect that is part of the fabric – no cracking, no peeling.

#### PERFECT FOR



HOODIES



T-SHIRTS



CAPS



BAGS



JACKETS



STREETWEAR

★ IDEAL FOR MINIMAL, PREMIUM & LUXURY BRANDS

# EMBROIDERY

—• TIMELESS TEXTURE. PREMIUM QUALITY. •—




## PREMIUM TEXTURE

High quality stitching for a rich and durable feel.



## LASTING QUALITY

Built to last with strong, fade-resistant threads.



## NATURAL & ELEGANT

Adds a premium touch to any garment.



### DURABLE

Strong stitching that withstands daily wear and washing.



### PREMIUM LOOK

Adds depth and dimension for a sophisticated appearance.



### TEXTURED FEEL

Creates a unique and tactile look that stands out.



### VERSATILE

Perfect for logos, monograms and detailed designs on various fabrics.

# WHAT IS EMBROIDERY?

Embroidery is a technique where a design is stitched onto the fabric using threads. It offers durability, texture and a timeless look that elevates any piece.

## HOW IT WORKS



### 1 DIGITIZE THE DESIGN

The artwork is digitized into a stitch file that tells the machine how to sew the design.



### 2 SET UP THE MACHINE

The design is loaded, threads are selected, and the fabric is hooped and secured.



### 3 EMBROIDERY PROCESS

The machine stitches the design onto the fabric using high quality threads for a precise and durable finish.



### 4 FINISHING

The fabric is removed from the machine and trimmed to ensure a clean and professional appearance.



### 5 FINAL PRODUCT

A premium embroidered garment with lasting quality, texture and timeless style.



### HIGH DURABILITY

Withstands wear and washing without losing quality.



### RICH & ELEGANT LOOK

Adds a premium, high-end feel to your brand.



### PERFECT FOR BRANDS

Ideal for logos, uniforms, and premium merchandise.



### LONG LASTING

Embroidery stays sharp and intact for years.


# APPLIQUE EMBROIDERY

— BOLD LAYERS. LASTING IMPRESSION. —




## LAYERED & BOLD

Fabric is layered on the garment and stitched with precision for a strong 3D effect.



## PREMIUM STITCHING

High density stitching ensures durability and a refined, premium look.



## QUALITY MATERIALS

We use high quality twill and threads that stand the test of time.



### DURABLE

Built to last. Resistant to wear and washing.



### PREMIUM FABRICS

High quality twill applique for a rich and textured feel.



### STRONG STITCHES

Secure stitching keeps the applique firmly in place.



### COLOR & DEPTH

Adds dimension and a bold look to any design.



### PREMIUM FINISH

Elevates your brand with a high-end craftsmanship.

# WHAT IS APPLIQUE EMBROIDERY?

Applique embroidery is a technique where fabric pieces are cut and applied onto the garment, then stitched around the edges with embroidery to create a bold, layered and long-lasting design.

## HOW IT WORKS




### 1 DESIGN & MATERIAL

The design is created and the applique fabric (twill or felt) is cut precisely.



### 2 PLACEMENT

The fabric pieces are placed on the garment in the desired position.



### 3 STITCHING

The embroidery machine stitches around the edges of the applique to secure it to the garment.



### 4 DETAILS & FINISH

Additional embroidery details can be added (such as text, borders or small elements) for a refined finish.



### 5 FINAL PRODUCT

A bold, textured and premium embroidered applique that adds depth and elevates your brand.

## PERFECT FOR



### UNIFORMS

Professional and durable for daily use.



### STREETWEAR

Adds a bold and trendy look.



### HEADWEAR

Perfect for caps, hats and beanies.



### BAGS & ACCESSORIES

Elevates bags and accessories with a premium touch.



### MERCHANDISE

Ideal for high-end merch and branding projects.

# 3D EMBROIDERY

— RAISED. BOLD. BUILT TO STAND OUT. —




## RAISED EFFECT

Special foam underlay creates a bold 3D look that stands out from the fabric.



## PREMIUM STITCHING

High density stitching secures the foam in place for a long lasting finish.



## SOFT & DURABLE

Comfortable to wear while maintaining shape and premium feel.



**3D FOAM TECHNOLOGY**  
Foam layer added under the stitches for a bold raised dimension.



**DURABLE & LONG LASTING**  
Built to withstand daily wear and washing without losing shape.



**VIBRANT & BOLD**  
Dense stitching delivers strong color coverage and a premium look.



**PERFECT FOR LOGOS**  
Ideal for logos, lettering and designs that need impact and depth.

## WHAT IS 3D EMBROIDERY?

3D embroidery uses a layer of foam under the stitches to create a raised effect. It adds depth, dimension and a premium look that makes your design stand out.

## HOW IT WORKS



- 1 DIGITIZE THE DESIGN**  
The logo is digitized with 3D settings to define the foam height and stitch type.



- 2 PLACE THE FOAM**  
A special foam is placed on the fabric in the embroidery hoop.



- 3 STITCHING PROCESS**  
The machine stitches over the foam using high density satin stitches to shape and secure the design.



- 4 FINISHING**  
The fabric is removed from the machine and excess threads are trimmed for a clean finish.



- 5 FINAL PRODUCT**  
A bold, raised and premium embroidery that adds depth and elevates your brand.

## PERFECT FOR



**STREETWEAR**  
Perfect for hoodies, sweatshirts and casual wear.



**HEADWEAR**  
Adds dimension to hats and caps for a premium look.



**OUTERWEAR**  
Great for jackets and varsity styles that stand out.



**BAGS & ACCESSORIES**  
Elevates bags and accessories with a bold 3D effect.



**BRANDING & MERCH**  
Ideal for brand logos and merchandise that leaves an impression.